





## MILK SAMPLE RESULTS for 2 JANUARY 2020



Samples analysed by: Mérieux NutriSciences, Midrand E-mail: [za.customercare@mxns.com](mailto:za.customercare@mxns.com)

Sample temperature at lab: 1.1 °C. Avg., max., min. & CV% are only those of cow's milk

Sample Number	Bacto Count cfu x 1K/ml	Butterfat %	Protein %	Lactose %	SCC x1K/ml	Milk Urea Nitrogen mgN/dl	Name		
<b>Avg*</b>	<b>36</b>	<b>3.90</b>	<b>3.20</b>	<b>4.74</b>	<b>311</b>	<b>16.0</b>	<b>* Trimmed mean, 20% excluded</b>		
<b>Max</b>	<b>2,584</b>	<b>8.99</b>	<b>3.71</b>	<b>4.87</b>	<b>2,786</b>	<b>25.0</b>	<b>49 cow's milk samples but 10 excluded</b>		
<b>Min</b>	<b>8</b>	<b>3.12</b>	<b>2.92</b>	<b>4.33</b>	<b>87</b>	<b>9.4</b>			
<b>CV%</b>	<b>288.2%</b>	<b>20.8%</b>	<b>5.9%</b>	<b>1.9%</b>	<b>122.3%</b>	<b>18.7%</b>			

Specif. Raw Milk	Unofficial: <200,000	> 3.3	> 3.0	4.5 – 5.1	< 500,000	12 – 18	Total plate count: <200,000/ml
------------------	----------------------	-------	-------	-----------	-----------	---------	--------------------------------

31199	2584	4.02	3.30	4.58	607	15.8	-
32384	18	3.78	3.09	4.81	326	15.5	-
32425	34	3.93	3.23	4.86	280	20.5	-
32431		4.33	3.29	4.67	319	18.4	Individual cow
32573	39	4.42	3.12	4.70	429	16.3	13,570
32574	28	3.90	3.12	4.73	281	14.0	19,602
32598	18	4.24	3.10	4.79	225	17.7	12,314
32668	22	3.78	3.20	4.78	195	18.4	-
32695	51	4.03	3.18	4.87	277	16.9	-
32743		4.66	3.66	4.75	427	17.6	-
32744		4.62	3.69	4.74	447	16.7	-
32784	15	3.45	3.04	4.81	254	14.7	-
32793	25	3.34	3.14	4.79	211	17.1	-
32842	9	3.67	3.14	4.67	417	16.1	5,012
32843	14	3.12	2.92	4.77	359	16.7	7,265
32855	18	3.85	3.13	4.72	313	15.9	5,450
32856	19	3.91	3.15	4.76	296	14.6	5,461
32872	9	3.66	3.55	4.60	135	19.0	-
32891		4.25	3.38	4.75	194	17.9	-
32892		4.30	3.37	4.65	235	16.7	-
32893	31	4.36	3.39	4.65	199	19.9	-
32898	25	3.84	3.11	4.77	138	15.2	-
32899	21	3.77	3.13	4.77	123	15.1	-
32900	18	3.59	3.14	4.77	331	16.1	14,500
32901	234	3.50	2.96	4.81	87	11.0	9,500
32910		4.45	3.71	4.74	406	14.1	-
32920	643	3.85	3.23	4.68	2786	16.8	-
32922	933	3.84	3.21	4.68	2680	16.2	-
32927	27	8.99	3.13	4.33	534	9.4	-
32937	16	3.68	3.01	4.82	289	17.9	-
33000	29	3.49	3.23	4.69	259	16.5	-
33001	55	4.26	3.39	4.70	427	17.2	-
33024	13	3.80	3.19	4.71	172	17.2	-
33034	82	3.30	3.28	4.79	332	15.0	-
33053	52	3.72	3.00	4.75	207	13.9	-
33070	8	3.65	3.05	4.81	160	14.2	-
33071	16	4.01	3.01	4.84	230	15.6	-
33075	32	3.53	3.15	4.72	272	20.8	-
33086	24	3.52	2.96	4.70	620	9.5	-
33113	20	3.32	3.07	4.83	210	14.6	-

Sample Number	Bacto Count cfu x 1K/ml	Butterfat %	Protein %	Lactose %	SCC x1K/ml	Milk Urea Nitrogen mgN/dl	Name		
33119	1609	3.86	3.27	4.57	547	16.4	-		
33172	23	4.35	3.47	4.76	271	25.0	-		
33173	65	4.68	3.47	4.65	295	23.6	-		
33195	16	3.25	2.96	4.78	202	16.5	-		
33196	24	4.88	3.54	4.72	185	14.1	-		
33235	30	3.67	3.45	4.73	273	14.9	-		
33236	25	3.67	3.34	4.65	340	14.8	-		
33237	58	3.81	3.32	4.64	857	9.6	-		
33238	28	3.83	3.15	4.78	428	15.0	-		
33239	36	3.87	3.20	4.79	256	11.5	-		
							— END OF REPORT —		