





## MILK SAMPLE RESULTS for 21 APRIL 2020



Samples analysed by: Mériex NutriSciences, Midrand    E-mail: [za.customercare@mxns.com](mailto:za.customercare@mxns.com)

Sample temperature at lab: .3 °C.    Avg., max., min. & CV% are only those of cow's milk

Sample Number	Bacto Count cfu x 1K/ml	Butterfat %	Protein %	Lactose %	SCC x1K/ml	Milk Urea Nitrogen mgN/dl	Name		
<i>Avg*</i>	40	4.05	3.40	4.74	322	12.7	<i>* Trimmed mean, 20% excluded</i>		
<i>Max</i>	3,744	5.03	4.05	4.95	1,066	23.4	<i>49 cow's milk samples but 10 excluded</i>		
<i>Min</i>	4	3.31	3.02	4.39	67	7.0			
<i>CV%</i>	320.3%	10.2%	7.2%	2.6%	51.2%	28.7%			

Specif. Raw Milk	Unofficial: <200,000	> 3.3	> 3.0	4.5 – 5.1	< 500,000	12 – 18	Total plate count: <200,000/ml
------------------	----------------------	-------	-------	-----------	-----------	---------	--------------------------------

33360	6	3.92	3.36	4.82	277	13.0	-
33361	6	3.80	3.38	4.81	206	14.5	-
33459	11	3.98	3.02	4.80	278	21.2	-
33539	71	4.82	4.05	4.39	315	13.9	-
33558	21	4.08	3.21	4.91	345	9.6	-
33560	40	4.58	3.93	4.48	242	11.5	-
33663	140	3.94	3.38	4.77	220	11.3	-
33678	8	3.47	3.31	4.85	197	9.8	-
33686	20	3.84	3.25	4.75	292	14.0	-
33687	14	3.92	3.23	4.77	226	18.3	-
33690	14	3.67	3.22	4.74	252	19.4	-
33691	22	3.69	3.25	4.73	395	22.2	-
33703	4	0.74	2.78	4.46	166	18.8	-
33735	3744	3.83	3.24	4.78	67	13.0	7,242
33736	65	3.88	3.20	4.77	346	11.9	15,202
33753	16	3.81	3.28	4.90	260	13.0	-
33767	30	4.72	3.86	4.53	497	17.1	-
33799	120	4.18	3.48	4.78	342	11.2	-
33811	922	3.93	3.43	4.30	1017	29.9	-
33830	4	4.29	3.53	4.95	122	17.1	-
33879	17	3.98	3.42	4.71	203	9.4	-
33883	37	4.40	3.63	4.62	544	10.0	-
33884	88	4.61	3.63	4.62	682	13.3	-
33885	44	5.03	3.72	4.62	342	20.0	-
33886	24	4.70	3.72	4.68	305	17.8	-
33920	1821	3.68	3.33	4.76	163	10.1	-
33921	132	4.27	3.35	4.76	258	9.7	-
33923	94	3.89	3.34	4.76	329	7.7	-
33930	17	3.52	3.11	4.82	203	12.3	-
33931	25	4.97	3.82	4.62	237	15.2	-
33935	108	4.43	3.27	4.55	471	12.3	-
33936	33	4.95	4.00	4.52	371	14.3	-
33940	2511	4.09	3.50	4.66	521	8.6	-
33941	15	3.48	3.35	4.85	365	8.3	-
33942	18	3.87	3.62	4.64	303	10.5	-
33943	14	4.45	3.67	4.73	297	10.4	-
33944	26	3.94	3.51	4.67	600	11.6	-
33952	39	4.19	3.34	4.90	300	14.3	-
33959	20	3.53	3.15	4.70	607	14.9	-
33962	11	3.98	3.04	4.93	177	11.0	-

Sample Number	Bacto Count cfu x 1K/ml	Butterfat %	Protein %	Lactose %	SCC x1K/ml	Milk Urea Nitrogen mgN/dl	Name		
33964	20	3.90	3.10	4.91	235	11.1			-
33992	10	3.62	3.36	4.85	247	10.5			-
33995	14	3.80	3.39	4.83	155	11.3			-
34097	23	4.29	3.56	4.62	440	13.2			-
34115	26	3.73	3.24	4.73	309	23.4			-
34167	14	3.31	3.05	4.90	247	10.7			3,434
34168	17	4.24	3.30	4.56	409	11.0			8,642
34220	19	4.03	3.50	4.77	520	7.0			-
34221	35	4.08	3.49	4.79	661	14.0			-
34222	623	4.01	3.39	4.69	1066	12.6			-
34223	101	4.18	3.48	4.85	260	11.5			-

— END OF REPORT —