



MILK SAMPLE RESULTS for 28 JULY 2020



Samples analysed by: Mériex NutriSciences, Midrand E-mail: za.customercare@mxns.com

Sample temperature at lab: 0.5 °C. Avg., max., min. & CV% are only those of cow's milk

Sample Number	Bacto Count <small>cfu x 1K/ml</small>	Butterfat %	Protein %	Lactose %	SCC <small>x1K/ml</small>	Milk Urea Nitrogen <small>mgN/dl</small>	Name		
<i>Avg*</i>	31	3.99	3.46	4.87	234	14.1	<i>* Trimmed mean, 20% excluded</i>		
<i>Max</i>	607	5.06	4.03	5.07	958	19.9	<i>50 cow's milk samples but 10 excluded</i>		
<i>Min</i>	10	3.22	3.09	4.61	74	10.1			
<i>CV%</i>	181.1%	11.5%	6.2%	1.9%	71.0%	14.3%			

<i>Specif. Raw Milk</i>	<i>Unofficial: <200,000</i>	<i>> 3.3</i>	<i>> 3.0</i>	<i>4.5 – 5.1</i>	<i>< 500,000</i>	<i>12 – 18</i>	<i>Total plate count: <200,000/ml</i>
-------------------------	--------------------------------	-----------------	-----------------	------------------	---------------------	----------------	--

33656	19	3.82	3.36	4.89	154	15.3	-
33756	36	3.92	3.76	4.82	298	12.4	-
34278	58	4.42	3.50	4.81	271	13.1	-
34332	56	4.05	3.63	4.81	301	13.6	-
34344	39	3.97	3.63	5.06	242	17.0	-
34365	10	4.73	3.89	4.80	141	19.9	-
34475	18	3.84	3.47	4.87	199	12.9	-
34476	14	3.46	3.47	4.86	121	13.4	-
34502	85	3.35	3.43	4.75	837	10.7	-
34514	21	3.42	3.44	5.01	170	13.8	-
34584	31	3.66	3.09	4.92	130	14.1	-
34615	33	4.85	3.99	4.71	226	15.3	-
34616	42	5.06	4.03	4.75	288	16.1	-
34639	15	4.47	3.47	4.86	180	14.1	-
34648	20	3.77	3.16	4.93	144	16.3	-
34649	28	4.86	3.74	4.82	106	15.5	-
34715	11	4.31	3.61	4.92	237	15.3	-
34716	11	3.77	3.48	4.87	179	17.3	-
34728	32	4.19	3.29	4.88	252	16.2	-
34797	138	3.54	3.39	4.83	958	12.4	-
34820	30	4.67	3.43	4.84	212	13.6	-
34828	17	3.58	3.25	4.85	566	17.7	-
34842	31	3.48	3.35	4.94	237	16.3	-
34843	42	3.45	3.35	4.92	239	14.5	-
34856	27	3.39	3.38	4.91	149	14.5	-
34857	15	3.32	3.31	4.90	159	13.4	-
34862	17	4.06	3.27	4.85	148	14.6	-
34863	25	4.18	3.17	4.80	257	12.4	5,185
34864	15	3.46	3.14	4.94	248	13.3	8,841
34879	18	4.12	3.28	4.83	160	15.1	-
34883	540	5.60	4.42	4.38	362	7.8	-
34903	39	3.67	3.42	4.99	210	12.9	-
34905	22	4.11	3.46	4.85	220	12.6	-
34906	19	4.70	3.48	5.07	436	15.1	-
34907	79	3.88	3.41	4.84	681	13.4	-
34908	23	4.09	3.45	5.02	119	15.1	-
34915	21	4.05	3.30	4.92	74	15.6	8,600
34916	17	4.05	3.33	4.88	219	14.8	18,600
34953	49	4.08	3.58	4.91	304	13.9	-
34954	81	3.61	3.65	4.93	230	11.7	-

Sample Number	Bacto Count cfu x 1K/ml	Butterfat %	Protein %	Lactose %	SCC x1K/ml	Milk Urea Nitrogen mgN/dl	Name	 
34965	14	3.86	3.51	4.96	129	15.2		-
34966	65	3.93	3.50	4.97	89	12.4		-
34973	58	4.64	3.50	4.73	359	12.2		-
34974	36	4.57	3.97	4.61	562	13.7		-
35003	14	3.22	3.28	5.05	147	14.8		-
35030	224	4.31	3.67	4.88	351	10.1		-
35040	607	4.37	3.57	4.71	336	11.2		-
35041	26	4.45	3.80	4.82	203	11.6		-
35042	39	4.38	3.30	4.80	844	10.1		-
35043	37	3.65	3.64	4.89	227	11.8		-
35044	12	3.75	3.37	4.91	213	17.2		-
35137	6	5.17	3.41	4.98	102	13.7		-
— END OF REPORT —								