



MILK SAMPLE RESULTS for 18 AUGUST 2020



Samples analysed by: Mériex NutriSciences, Midrand E-mail: za.customercare@mxns.com

Sample temperature at lab: 0.9 °C. Avg., max., min. & CV% are only those of cow's milk

Sample Number	Bacto Count <small>cfu x 1K/ml</small>	Butterfat %	Protein %	Lactose %	SCC <small>x1K/ml</small>	Milk Urea Nitrogen <small>mgN/dl</small>	Name		
<i>Avg*</i>	35	3.94	3.44	4.85	263	16.3	<i>* Trimmed mean, 20% excluded</i>		
<i>Max</i>	1,717	5.09	3.97	4.99	1,676	22.0	<i>48 cow's milk samples but 9 excluded</i>		
<i>Min</i>	6	3.05	3.10	4.62	100	1.4			
<i>CV%</i>	285.0%	12.7%	5.4%	1.6%	83.1%	17.9%			

<i>Specif. Raw Milk</i>	<i>Unofficial: <200,000</i>	<i>> 3.3</i>	<i>> 3.0</i>	<i>4.5 – 5.1</i>	<i>< 500,000</i>	<i>12 – 18</i>	<i>Total plate count: <200,000/ml</i>
-------------------------	--------------------------------	-----------------	-----------------	------------------	---------------------	----------------	--

33746	29	4.03	3.37	4.86	255	17.6	-
33759	33	3.88	3.85	4.79	304	15.6	-
34381	29	4.61	3.49	4.97	351	17.6	-
34474	18	3.60	3.34	4.95	152	16.0	-
34614	404	3.90	3.65	4.78	512	15.7	-
34663	40	4.30	3.55	4.86	358	15.9	-
34674	123	4.82	3.50	4.77	429	14.3	-
34704	13	3.73	3.50	4.94	139	19.8	-
34811	49	3.79	3.49	4.99	261	18.5	-
34822	21	4.19	3.40	4.84	209	1.4	-
34836	8	4.28	3.43	4.83	185	17.4	-
34838	6	3.74	3.48	4.83	152	16.9	-
34846	25	3.50	3.31	4.86	328	15.9	-
34847	27	3.19	3.33	4.90	234	16.4	-
34867	11	4.45	3.10	4.77	387	13.4	4,862
34868	10	3.05	3.12	4.92	248	12.4	9,427
34891	80	3.69	3.33	4.79	383	17.4	-
34898	20	4.29	3.53	4.77	339	18.7	-
34899	17	4.06	3.52	4.78	346	16.8	-
34934	20	4.50	3.77	4.81	119	22.0	-
34983	20	3.69	3.70	4.90	281	13.5	-
34996	15	4.48	3.50	4.80	220	16.5	-
34997	13	3.86	3.18	4.89	158	18.1	-
34998	28	5.03	3.70	4.78	149	18.7	-
35000	17	3.35	3.30	4.97	132	17.5	-
35032	34	3.57	3.65	4.93	281	12.7	-
35033	27	3.58	3.37	4.82	315	14.5	-
35034	29	4.35	3.49	4.89	454	14.4	-
35035	148	5.09	3.97	4.64	321	17.8	-
35045	27	3.63	3.42	4.81	272	15.3	-
35046	658	4.11	3.52	4.62	383	18.7	-
35048	35	3.38	3.55	4.86	159	17.0	-
35114	9	3.72	3.13	4.81	186	16.6	-
35116	229	3.48	3.44	4.74	1676	16.9	-
35141	35	3.98	3.47	4.88	186	16.2	-
35142	10	3.82	3.47	4.93	105	14.8	-
35169	8	3.09	3.42	4.91	101	14.0	-
35195	54	4.76	3.20	4.80	442	14.9	-
35199	40	3.89	3.19	4.83	335	15.4	-
35212	50	3.55	3.35	4.90	213	16.7	-

Sample Number	Bacto Count cfu x 1K/ml	Butterfat %	Protein %	Lactose %	SCC x1K/ml	Milk Urea Nitrogen mgN/dl	Name	 
35213	34	3.53	3.27	4.87	215	16.1		-
35225	10	4.10	3.26	4.85	116	15.1		-
35268	34	4.02	3.29	4.84	206	18.3		18,800
35269	45	4.17	3.26	4.89	100	18.8		8,400
35296	20	3.65	3.41	4.93	179	15.1		-
35338	82	3.16	3.40	4.77	1017	17.0		-
35345	1717	4.76	3.58	4.70	332	13.8		-
35346	29	4.42	3.67	4.86	379	16.2		-
— END OF REPORT —								