



MILK SAMPLE RESULTS for 25 AUGUST 2020



Samples analysed by: Mérioux NutriSciences, Midrand E-mail: za.customercare@mxns.com

Sample temperature at lab: 1.6 °C. Avg., max., min. & CV% are only those of cow's milk

Sample Number	Bacto Count cfu x 1K/ml	Butterfat %	Protein %	Lactose %	SCC x1K/ml	Milk Urea Nitrogen mgN/dl	Name		
<i>Avg*</i>	26	3.97	3.46	4.85	264	16.0	<i>* Trimmed mean, 20% excluded</i>		
<i>Max</i>	1,577	4.92	3.94	4.99	1,323	21.8	<i>51 cow's milk samples but 10 excluded</i>		
<i>Min</i>	4	2.83	3.13	4.54	106	10.7			
<i>CV%</i>	285.8%	12.1%	5.4%	1.7%	80.1%	12.7%			

Specif. Raw Milk	Unofficial: <200,000	> 3.3	> 3.0	4.5 – 5.1	< 500,000	12 – 18	Total plate count: <200,000/ml
------------------	----------------------	-------	-------	-----------	-----------	---------	--------------------------------

33747	23	4.16	3.53	4.80	266	17.0	-
34380	30	4.06	3.63	4.91	505	19.2	-
34628	17	3.24	3.59	4.99	139	11.1	-
34629	12	3.50	3.55	4.99	245	10.7	-
34667	29	4.22	3.70	4.81	223	18.2	-
34668	38	4.39	3.64	4.75	260	15.5	-
34810	12	3.84	3.45	4.97	237	19.0	-
34824	29	4.44	3.51	4.79	248	14.8	-
34837	4	3.67	3.46	4.88	106	15.9	-
34845	13	2.96	3.38	4.93	224	16.2	-
34888	11	3.13	3.36	4.93	110	15.0	-
34893	20	3.93	3.34	4.76	447	19.0	-
34896	21	4.03	3.57	4.75	277	18.1	-
34897	14	4.20	3.42	4.73	328	19.3	-
34930	7	4.68	3.86	4.91	111	21.8	-
34990	155	3.88	3.51	4.54	975	12.7	-
34991	85	3.53	3.74	4.85	383	16.5	-
34992	60	4.26	3.48	4.85	592	14.6	-
34993	92	3.58	3.45	4.80	497	15.1	-
34994	8	3.69	3.51	4.82	241	15.8	-
34999	12	4.29	3.51	4.85	184	14.5	-
35010	32	4.43	3.43	4.87	392	14.7	-
35060	30	3.76	3.24	4.88	150	15.6	-
35061	30	4.88	3.84	4.76	227	15.6	-
35075	14	4.31	3.85	4.79	353	18.3	-
35076	12	4.49	3.73	4.70	265	17.0	-
35105	14	4.14	3.42	4.96	125	15.9	-
35106	11	3.91	3.41	4.95	142	15.9	-
35165	7	3.64	3.48	4.84	195	13.8	-
35185	15	3.80	3.46	4.89	163	17.3	-
35197	49	4.24	3.16	4.78	265	18.8	-
35214	26	3.42	3.31	4.88	224	16.1	-
35215	43	3.51	3.32	4.86	197	16.3	-
35226	11	4.11	3.26	4.84	137	14.8	-
35227	10	4.08	3.29	4.85	153	16.3	-
35230	11	4.22	3.13	4.76	347	13.8	5,225
35231	10	3.11	3.14	4.92	240	15.0	10,026
35239	180	1.90	3.15	4.67	1267	17.4	-
35265	496	3.93	3.39	4.88	106	16.9	9,200
35266	15	4.08	3.33	4.86	203	16.4	18,500

Sample Number	Bacto Count cfu x 1K/ml	Butterfat %	Protein %	Lactose %	SCC x1K/ml	Milk Urea Nitrogen mgN/dl	Name	 
35270	12	4.92	3.29	4.85	454	15.4		-
35271	15	4.44	3.42	4.84	343	13.4		-
35273	26	4.26	3.35	4.77	812	14.8		-
35274	13	4.32	3.42	4.98	167	17.3		-
35275	35	4.01	3.94	4.84	285	14.7		-
35280	11	3.62	3.17	4.87	158	14.0		-
35291	12	5.77	3.06	4.96	129	13.4		-
35297	33	3.71	3.42	4.90	207	15.2		-
35335	1577	3.17	3.45	4.82	1323	15.7		-
35336	1305	2.83	3.43	4.80	1204	16.9		-
35347	1295	4.57	3.62	4.78	309	16.6		-
35348	58	4.26	3.67	4.82	366	17.2		-
35398	7	3.61	3.32	4.97	175	15.8		-

— END OF REPORT —