



MILK SAMPLE RESULTS for 22 SEPTEMBER 2020



Samples analysed by: Mérieux NutriSciences, Midrand E-mail: za.customer@mxns.com

Sample temperature at lab: 3.4 °C. Avg., max., min. & CV% are only those of cow's milk

Sample Number	Bacto Count <i>cfu x 1K/ml</i>	Butterfat %	Protein %	Lactose %	SCC <i>x1K/ml</i>	Milk Urea Nitrogen <i>mgN/dl</i>	Name		
<i>Avg*</i>	23	3.99	3.38	4.76	187	17.0	<i>* Trimmed mean, 20% excluded</i>		
<i>Max</i>	187	4.87	3.88	4.93	767	27.9	<i>51 cow's milk but 10 excluded</i>		
<i>Min</i>	6	2.87	3.12	4.58	66	7.4			
<i>CV%</i>	117.3%	9.8%	5.2%	1.5%	70.3%	25.1%			

<i>Specif. Raw Milk</i>	<i>Unofficial: <200,000</i>	<i>> 3.3</i>	<i>> 3.0</i>	<i>4.5 – 5.1</i>	<i>< 500,000</i>	<i>12 – 18</i>	<i>Total plate count: <200,000/ml</i>
-------------------------	--------------------------------	-----------------	-----------------	------------------	---------------------	----------------	--

34660	27	4.01	3.41	4.81	218	10.4	-
34661	32	4.64	3.47	4.69	319	7.4	-
34777	146	3.55	3.45	4.70	767	18.8	-
34792	61	3.34	3.35	4.74	701	18.1	-
35005	7	4.13	3.22	4.77	138	16.8	-
35009	10	3.71	3.22	4.80	102	17.6	-
35039	22	4.21	3.69	4.72	227	20.9	-
35080	19	4.12	3.47	4.76	349	12.6	-
35081	18	3.62	3.47	4.68	209	13.8	-
35161	9	3.80	3.28	4.74	327	15.6	-
35164	11	3.49	3.23	4.74	294	11.6	-
35189	13	3.77	3.34	4.73	143	20.4	-
35192	11	4.01	3.34	4.80	92	16.3	-
35193	14	3.90	3.35	4.83	96	21.8	-
35203	27	3.84	3.23	4.76	224	8.8	6,546
35204	15	2.87	3.16	4.89	276	14.7	9,390
35229	6	2.23	3.43	3.88	134	24.2	-
35243	23	4.09	3.41	4.85	78	16.3	-
35253	26	4.09	3.22	4.76	66	24.0	8,000
35254	6	4.48	3.17	4.69	167	19.3	18,000
35261	16	4.33	3.37	4.76	176	21.6	-
35284	43	3.60	3.29	4.78	161	11.6	-
35306	36	3.80	3.50	4.74	140	15.3	-
35319	27	4.54	3.88	4.73	258	19.7	-
35357	16	3.67	3.25	4.90	117	16.4	-
35362	24	4.49	3.67	4.72	286	17.8	-
35375	6	4.58	3.24	4.79	133	23.0	-
35376	13	3.96	3.22	4.79	100	23.3	-
35385	122	4.27	3.68	4.61	178	11.4	-
35386	24	4.31	3.66	4.76	293	15.0	-
35405	20	3.80	3.56	4.87	208	12.1	-
35406	18	4.07	3.58	4.86	241	10.9	-
35407	9	4.16	3.36	4.77	152	17.2	-
35408	31	4.33	3.36	4.58	220	22.6	-
35409	24	3.34	3.49	4.93	132	12.1	-

Sample Number	Bacto Count cfu x 1K/ml	Butterfat %	Protein %	Lactose %	SCC x1K/ml	Milk Urea Nitrogen mgN/dl	Name	 
35417	15	4.24	3.54	4.70	121	22.0		-
35418	28	3.87	3.19	4.75	100	12.1		-
35419	187	4.87	3.75	4.62	102	15.8		-
35437	148	3.94	3.12	4.70	272	14.3		-
35438	39	4.01	3.13	4.70	253	18.0		-
35466	45	4.24	3.34	4.89	136	21.7		-
35494	64	4.20	3.70	4.78	561	20.5		-
35497	11	4.64	3.63	4.74	108	27.9		-
35500	13	3.23	3.26	4.81	114	18.8		-
35501	19	3.84	3.34	4.80	152	17.2		-
35505	8	4.00	3.31	4.80	105	19.7		-
35506	9	3.98	3.30	4.77	94	18.0		-
35536	18	3.82	3.35	4.84	130	15.7		-
35550	4	7.26	3.18	4.73	84	14.9		-
35554		4.33	3.77	4.82	149	15.7		-
35557	23	3.84	3.38	4.72	219	20.3		-
35559	30	3.54	3.30	4.77	212	18.3		-
35570	12	4.05	3.38	4.77	194	15.2		-
35572	51	4.09	3.38	4.70	658	17.1		-
— END OF REPORT —								