



MILK SAMPLE RESULTS for 29 SEPTEMBER 2020



Samples analysed by: Mérieux NutriSciences, Midrand E-mail: za.customer@mxns.com

Sample temperature at lab: 2.5 °C. Avg., max., min. & CV% are only those of cow's milk

Sample Number	Bacto Count <i>cfu x 1K/ml</i>	Butterfat %	Protein %	Lactose %	SCC <i>x1K/ml</i>	Milk Urea Nitrogen <i>mgN/dl</i>	Name		
Avg*	38	4.08	3.42	4.79	216	17.7	* Trimmed mean, 20% excluded		
Max	800	6.91	3.98	4.96	749	26.0	53 cow's milk but 11 excluded		
Min	5	3.24	3.12	4.56	69	9.8			
CV%	191.2%	13.8%	5.3%	1.6%	69.1%	17.5%			

Specif. Raw Milk	Unofficial: <200,000	> 3.3	> 3.0	4.5 – 5.1	< 500,000	12 – 18	Total plate count: <200,000/ml
------------------	----------------------	-------	-------	-----------	-----------	---------	--------------------------------

34652	35	4.16	3.63	4.77	263	21.6	-
34653	264	4.73	3.64	4.80	316	17.3	-
34764	17	4.26	3.45	4.88	124	22.9	-
34816	84	3.29	3.41	4.72	675	19.0	-
34817	78	3.33	3.36	4.70	724	17.6	-
34818	83	3.30	3.40	4.72	678	19.4	-
34819	93	3.31	3.36	4.69	749	17.9	-
34949	32	4.39	3.25	4.85	100	21.4	7,500
35015	17	3.88	3.36	4.73	121	21.2	-
35055	220	4.32	3.50	4.79	480	9.8	-
35056	25	4.09	3.61	4.83	405	13.8	-
35057	30	4.06	3.44	4.56	279	16.8	-
35058	7	4.02	3.40	4.73	145	11.4	-
35059	8	3.90	3.58	4.89	207	14.9	-
35160	22	3.80	3.26	4.77	397	14.4	-
35170	42	4.31	3.98	4.75	278	19.3	-
35184		5.25	3.71	4.68	98	13.8	-
35194	15	4.10	3.43	4.82	111	19.3	-
35200	9	3.24	3.17	4.90	218	16.4	9,384
35208	86	3.30	2.85	4.74	835	14.1	-
35240	103	4.20	3.51	4.78	283	17.7	-
35241	512	4.71	3.44	4.81	443	16.6	-
35242	35	4.12	3.39	4.79	599	15.5	-
35250	18	4.13	3.28	4.71	156	22.8	17,500
35256	46	6.24	3.75	4.72	152	14.2	-
35262	36	4.34	3.48	4.76	227	17.1	-
35307	121	6.91	3.34	4.74	258	12.8	-
35356	16	3.84	3.30	4.92	113	17.0	-
35360	17						-
35361	23	4.61	3.62	4.76	228	17.6	-
35377	5	4.56	3.19	4.85	123	21.1	-
35378	5	4.18	3.16	4.87	123	19.2	-
35387	168	4.43	3.80	4.68	227	13.0	-
35388	32	4.59	3.60	4.82	236	20.6	-
35410	22	3.46	3.55	4.92	101	15.9	-

Sample Number	Bacto Count cfu x 1K/ml	Butterfat %	Protein %	Lactose %	SCC x1K/ml	Milk Urea Nitrogen mgN/dl	Name	 
35413	12	3.90	3.62	4.96	175	16.8		-
35414	6	4.09	3.41	4.78	139	11.2		-
35425	7	4.05	3.59	4.72	116	20.7		-
35426	89	3.88	3.20	4.80	138	18.2		-
35427	800	4.95	3.83	4.71	108	16.8		-
35430	37	4.29	3.29	4.82	170	18.6		-
35431	19	3.83	3.26	4.80	140	17.4		-
35469	21	4.31	3.42	4.90	162	18.1		-
35493	23	3.98	3.64	4.79	412	20.1		-
35498	29	4.65	3.69	4.76	146	26.0		-
35502	26	3.30	3.37	4.83	136	16.8		-
35503	31	3.89	3.38	4.84	192	16.2		-
35507	23	4.23	3.36	4.86	69	15.9		-
35521	45	4.06	3.25	4.71	273	14.9		6,848
35537	18	4.15	3.37	4.87	162	16.1		-
35555	28	3.57	3.35	4.83	228	17.8		-
35556	34	3.52	3.32	4.78	214	17.5		-
35571	41	4.18	3.48	4.88	125	20.1		-
35575	19	3.91	3.29	4.81	105	17.7		-
35596	64	4.03	3.15	4.70	161	21.2		-
35597	69	4.33	3.12	4.65	201	18.5		-
— END OF REPORT —								