



## MILK SAMPLE RESULTS for 23 FEBRUARY 2021



Samples analysed by: Mérieux NutriSciences, Midrand      E-mail: za.customercare@mxns.com

Sample temperature at lab: 2.4 °C.      Avg., max., min. & CV% are only those of cow's milk

Sample Number	Bacto Count cfu x 1K/ml	Butterfat %	Protein %	Lactose %	SCC x1K/ml	Milk Urea Nitrogen mgN/dl	Name		
<b>Avg*</b>	<b>19</b>	<b>3.93</b>	<b>3.34</b>	<b>4.90</b>	<b>271</b>	<b>14.5</b>	<b>* Trimmed mean, 20% excluded</b>		
<b>Max</b>	<b>815</b>	<b>4.94</b>	<b>3.78</b>	<b>5.06</b>	<b>682</b>	<b>21.5</b>	<b>45 cow's milk but 9 excluded</b>		
<b>Min</b>	<b>2</b>	<b>3.33</b>	<b>3.05</b>	<b>4.78</b>	<b>12</b>	<b>7.5</b>			
<b>CV%</b>	<b>254.5%</b>	<b>9.5%</b>	<b>5.6%</b>	<b>1.4%</b>	<b>60.0%</b>	<b>18.4%</b>			

Specif. Raw Milk	Unofficial: <200,000	> 3.3	> 3.0	4.5 – 5.1	< 500,000	12 – 18	Total plate count: <200,000/ml
------------------	----------------------	-------	-------	-----------	-----------	---------	--------------------------------

35648	332	3.33	3.29	4.93	353	18.2	-
35973	31	3.86	3.30	4.83	212	7.5	15,000
36199	27	3.73	3.32	4.89	632	17.4	-
36291	9	3.52	3.25	5.05	152	12.0	-
36332	15	4.28	3.53	4.91	357	12.6	-
36374	21	3.98	3.35	4.89	542	14.0	-
36406	13	3.95	3.22	4.96	105	12.0	5,000
36427	23	4.45	3.65	4.89	590	16.2	-
36428	22	4.12	3.66	4.89	490	17.6	-
36459	20	4.33	3.47	4.87	608	14.8	-
36483		4.33	3.63	4.80	29	15.6	-
36485	34	4.41	3.73	4.78	12	20.8	-
36520	2	1.87	2.81	5.15	113	24.4	-
36540	542	4.74	3.62	4.90	215	16.5	-
36560	4	3.48	3.16	4.90	198	15.5	-
36561	4	3.95	3.17	4.90	192	12.7	-
36567	26	3.49	3.20	4.92	445	11.6	-
36603	53	4.15	3.62	4.97	506	11.5	-
36615	21	4.87	3.69	4.88	319	16.6	-
36621	6	3.99	3.27	4.88	282	13.6	-
36624							-
36625	10	3.87	3.48	4.83	219	16.1	-
36626	15	4.39	3.47	4.81	161	14.2	-
36648	25	3.56	3.13	4.90	116	13.8	-
36649	4	3.99	3.42	4.84	147	15.7	-
36651	4	3.53	3.12	4.94	171	16.4	-
36652	2	3.52	3.10	4.97	119	14.4	-
36657	30	3.89	3.23	4.96	139	11.4	-
36688	5	3.84	3.25	4.98	288	11.4	-
36702	20	3.77	3.30	4.84	682	16.3	-
36705	6	3.98	3.36	5.06	166	15.2	-
36710	11	3.91	3.21	4.88	293	16.1	-
36717		5.91	3.53	4.30	374	15.9	-
36718	8	7.65	3.46	4.19	433	13.3	-
36751	7	4.94	3.78	4.87	194	15.6	-

Sample Number	Bacto Count cfu x 1K/ml	Butterfat %	Protein %	Lactose %	SCC x1K/ml	Milk Urea Nitrogen mgN/dl	Name	 
36775	122	4.16	3.38	4.92	444	15.7		-
36776	8	3.88	3.43	4.95	327	21.5		-
36777	815	3.99	3.37	4.88	610	15.7		-
36778	13	3.93	3.44	5.02	139	14.1		-
36832	197	3.45	3.15	4.78	234	14.0		-
36833	12	3.97	3.13	4.80	335	12.8		-
36858	5	3.75	3.19	4.86	337	9.3		4,358
36859	4	3.33	3.05	5.04	257	10.6		9,524
36865	8	4.03	3.22	4.91	228	14.0		-
36866	8	4.08	3.28	4.89	250	14.2		-
36937	14	3.80	3.26	4.96	151	15.1		-
36938	20	3.75	3.27	4.95	150	13.7		-
36939	13	3.86	3.33	4.94	147	14.9		-
— END OF REPORT —								