



MILK SAMPLE RESULTS for 16 MARCH 2021



Samples analysed by: Mérieux NutriSciences, Midrand E-mail: za.customer@mxns.com

Sample temperature at lab: 3.0 °C. Avg., max., min. & CV% are only those of cow's milk

Sample Number	Bacto Count <small>cfu x 1K/ml</small>	Butterfat %	Protein %	Lactose %	SCC <small>x1K/ml</small>	Milk Urea Nitrogen <small>mgN/dl</small>	Name		
Avg*	17	3.88	3.35	4.92	228	15.4	* Trimmed mean, 20% excluded		
Max	727	4.76	3.99	5.10	621	26.7	45 cow's milk but 9 excluded		
Min	4	3.11	3.05	4.76	86	6.2			
CV%	266.8%	8.7%	6.0%	1.5%	47.2%	26.5%			

Specif. Raw Milk	Unofficial: <200,000	> 3.3	> 3.0	4.5 – 5.1	< 500,000	12 – 18	Total plate count: <200,000/ml
------------------	----------------------	-------	-------	-----------	-----------	---------	--------------------------------

35834	7	3.71	3.21	5.00	138	13.4	-
36166	343	4.09	3.25	4.92	223	15.7	15,500
36193	68	4.05	3.50	4.91	621	18.9	-
36308	11	3.95	3.26	4.93	86	18.1	7,000
36455	14	4.35	3.40	4.97	375	21.7	-
36489	16	4.45	3.76	4.76	226	23.8	-
36500	727	4.02	3.46	4.92	211	13.5	-
36503	23	4.14	3.99	4.84	156	16.9	-
36504	16	3.82	3.46	4.96	294	12.5	-
36597	6	3.54	3.29	5.03	121	13.9	-
36629	17	3.84	3.63	4.88	304	10.4	-
36637	75	4.08	3.61	4.94	420	15.1	-
36638	22	4.34	3.74	4.85	244	20.7	-
36640	12	4.76	3.68	4.82	296	11.0	-
36666	4	3.68	3.21	4.99	150	13.4	-
36696	7	3.56	3.23	4.91	136	15.0	-
36697	7	3.69	3.16	4.89	148	17.9	-
36714	8	3.95	3.14	4.86	209	22.2	-
36741	10	3.61	3.24	4.94	189	6.2	-
36745	15	4.04	3.35	5.10	156	22.4	-
36766	25	3.77	3.10	4.48	461	28.6	-
36785	56	3.70	3.38	4.95	336	15.0	-
36786	187	4.33	3.42	4.88	370	15.5	-
36787	14	4.18	3.27	4.87	426	12.7	-
36788	14	4.20	3.50	5.03	170	13.2	-
36807	21	3.59	3.46	4.88	140	13.4	-
36808	10	3.72	3.05	4.93	176	14.7	-
36809	13	4.62	3.69	4.88	191	16.7	-
36810	16	4.14	3.70	4.85	229	16.9	-
36821	19	3.84	3.45	4.96	197	12.9	-
36829	31	3.55	3.21	4.97	135	14.3	-
36838	21	3.53	3.18	4.84	225	14.1	-
36839	13	3.53	3.16	4.76	219	14.9	-
36842	10	3.95	3.34	4.83	273	8.5	4,555
36843	6	3.11	3.18	5.04	210	11.5	9,719

Sample Number	Bacto Count cfu x 1K/ml	Butterfat %	Protein %	Lactose %	SCC x1K/ml	Milk Urea Nitrogen mgN/dl	Name	 
36846	6	3.85	4.35	4.47	121	31.5		-
36850	8	4.09	3.21	4.87	158	16.4		-
36870	7	3.64	3.30	4.94	113	21.4		-
36877	8	3.66	3.27	4.90	310	17.0		-
36878	8	3.73	3.27	4.92	284	17.9		-
36928	12	5.68	3.56	4.60	112	10.9		-
36985	8	3.92	3.26	4.90	176	15.2		-
36997	19	3.95	3.26	4.91	183	14.8		-
37000	16	3.71	3.31	4.87	466	17.2		-
37027	13	3.57	3.38	5.02	391	26.7		-
37030	21	4.01	3.47	4.91	184	14.4		-
37031	17	3.85	3.27	5.02	117	12.4		-
37038	30	3.23	3.15	4.94	434	8.2		-
— END OF REPORT —								