







## MILK SAMPLE RESULTS for 31 AUGUST 2021

Analysed by: Mérieux NutriSciences, Midrand      E-mail: za.customer@mxns.com

Sample temperature at lab: 1.5 °C.      Avg., max., min. & CV% are only those of cow's milk

Sample Number	Bacto Count <i>cfu x 1K/ml</i>	Butterfat %	Protein %	Lactose %	SCC <i>x1K/ml</i>	Milk Urea Nitrogen <i>mgN/dl</i>	Name		
<b>Avg*</b>	<b>21</b>	<b>4.08</b>	<b>3.40</b>	<b>4.88</b>	<b>220</b>	<b>18.4</b>	<i>* Trimmed mean, 20% excluded</i>		
<b>Max</b>	<b>151</b>	<b>5.33</b>	<b>4.06</b>	<b>5.02</b>	<b>655</b>	<b>25.6</b>	<i>43 cow's milk but 9 excluded</i>		
<b>Min</b>	<b>3</b>	<b>3.14</b>	<b>3.13</b>	<b>4.73</b>	<b>59</b>	<b>12.2</b>			
<b>CV%</b>	<b>92%</b>	<b>12%</b>	<b>6%</b>	<b>1%</b>	<b>56%</b>	<b>17%</b>			

Specif. Raw Milk	Unofficial: <200,000	> 3.3	> 3.0	4.5 – 5.1	< 500,000	12 – 18	Name	Total plate count: <20,000/ml
36692	33	3.32	3.27	4.84	404	18.8		-
36932	20	4.56	3.53	4.80	437	24.1		-
36956	2340	3.41	3.92	3.26	3898	23.0		-
37411	45	5.33	3.52	4.82	306	18.1		-
37485	21	3.96	3.52	4.95	199	18.1		-
37486	24	4.52	3.75	4.73	215	19.4		-
37531	25	4.33	3.55	4.93	223	15.4		-
37579	18	3.14	3.26	4.89	132	16.5		-
37617	20	3.78	3.27	4.89	150	19.3		-
37618	17	3.83	3.24	4.85	170	19.4		-
37734	9	3.41	3.33	4.97	130	13.9		-
37766	15	4.14	3.52	4.85	182	25.6		-
37767	22	4.98	4.06	4.81	319	20.8		-
37769	30	4.04	3.47	4.77	374	14.5		-
37838	9	4.65	3.24	4.84	216	16.5		-
37839	11	3.83	3.25	4.87	145	17.3		-
37845	38	4.00	3.29	4.92	233	20.6		-
37847	35	3.99	3.29	4.91	226	20.5		-
37877	162	4.00	2.79	4.66	820	23.8		-
37907	34	4.52	3.86	4.73	319	19.0		-
37969	24	3.94	3.45	5.02	202	22.0		-
37975	14	3.63	3.46	4.91	225	20.9		-
37976	16	4.50	3.41	4.89	339	16.0		-
37977	20	3.62	3.41	4.82	655	22.9		-
37978	25	4.15	3.55	5.00	147	24.0		-
37991	12	3.78	3.18	4.92	87	20.4		-
37997	11	3.75	3.31	4.97	111	17.3		-
38032	151	4.90	3.73	4.84	445	16.3		-
38036	35	4.17	3.48	4.84	92	16.2		-
38037	13	3.85	3.17	4.95	93	17.3		-
38039	42	4.96	3.66	4.84	137	18.5		-
38044	10	4.08	3.32	4.90	82	21.4		-
38050	3	4.25	3.23	4.90	322	12.2		7,109
38051	12	3.52	3.21	4.95	257	14.2		9,452
38057	39	4.55	3.71	4.78	415	17.9		-

Sample Number	Bacto Count cfu x 1K/ml	Butterfat %	Protein %	Lactose %	SCC x1K/ml	Milk Urea Nitrogen mgN/dl	Name	 
38092	37	3.98	3.58	4.89	270	17.0		-
38093	39	4.75	3.51	4.85	460	16.1		-
38100	17	3.27	3.24	4.94	59	17.9		6,200
38101	15	3.40	3.23	4.86	156	16.6		13,500
38143	13	4.25	3.53	4.82	193	14.3		-
38184	41	8.86	2.77	4.83	22			-
38220	17	3.90	3.32	4.91	124	15.8		-
38221	6	4.70	3.23	4.90	153	15.4		-
38251	11	3.76	3.13	4.85	373	21.6		-
38287	14	3.84	3.27	4.88	93	23.4		-
38288	28	4.13	3.40	4.91	136	21.9		-
<b>— END OF REPORT —</b>								