



MILK SAMPLE RESULTS for 21 NOVEMBER 2023

Analysed by: Mérieux NutriSciences, Midrand E-mail: za.customercare@mxns.com



Temp.: 4.6°C - Avg., max., min. & CV% of cow's milk only - Nos. in BLUE are unofficial

Sample Number	Bacto Count cfu x 1K/ml	Butterfat %	Protein %	Lactose %	SCC x1K/ml	Milk Urea Nitrogen mgN/dl	Name		
---------------	----------------------------	-------------	-----------	-----------	------------	---------------------------	------	---	---

Avg*	15	3.99	3.25	4.80	243	17.3	* Trimmed mean, 20% excluded		
Max	78	4.65	3.79	4.96	572	25.3	50 cow's milk but 10 excluded		
Min	3	3.50	2.76	4.56	84	7.2			
CV%	73%	7%	8%	2%	44%	24%			

Specif. Raw Milk	Unofficial: <200,000	> 3.3	> 3.0	4.5 – 5.1	< 500,000	12 – 18	Comment
------------------	----------------------	-------	-------	-----------	-----------	---------	---------

1	42563	39	3.86	3.43	4.88	246	15.8	-
2	43933	6	4.03	3.02	4.85	94	21.8	-
3	43935	10	3.88	3.13	4.77	437	21.4	-
4	43936	15	4.03	3.35	4.89	175	23.4	-
5	43937	13	3.72	2.94	4.86	350	20.3	-
6	43980	78	4.42	3.61	4.67	572	10.2	-
7	43985	14	4.41	3.59	4.78	347	12.4	-
8	44091	16	4.10	3.53	4.75	179	22.8	-
9	44093	17	3.96	3.39	4.81	199	19.4	-
10	44111	15	4.24	3.59	4.74	297	15.9	-
11	44153	4	3.82	3.09	4.90	137	15.0	-
12	44247	11	3.69	3.00	4.85	135	16.6	-
13	44248	16	3.64	2.98	4.84	122	19.6	-
14	44279	21	4.18	3.49	4.87	294	25.3	-
15	44287	25	4.61	3.41	4.75	271	18.1	-
16	44334	19	3.93	3.36	4.82	261	13.9	-
17	44364	3	4.16	3.18	4.80	186	17.5	-
18	44373	4	3.89	3.16	4.76	207	20.5	-
19	44374	5	4.09	3.13	4.79	126	19.4	-
20	44387	3	3.82	3.16	4.83	143	12.4	-
21	44409	25	4.28	3.55	4.82	174	18.9	-
22	44417	10	4.20	2.96	4.80	205	21.7	-
23	44418	11	3.88	3.06	4.81	166	24.4	-
24	44482	21	4.28	3.46	4.89	152	17.7	-
25	44500	10	3.75	3.24	4.56	274	15.5	-
26	44503	9	4.15	3.53	4.68	385	12.4	-
27	44537	15	3.93	3.46	4.90	84	9.4	-
28	44585	19	4.65	3.38	4.86	380	11.1	-
29	44597	26	4.19	3.50	4.75	312	11.6	-
30	44614	17	3.79	3.12	4.76	281	14.1	-
31	44625	23	4.01	3.35	4.81	188	13.2	6,968
32	44626	20	3.55	3.10	4.85	240	20.1	5,620
33	44627	18	3.76	3.04	4.85	210	18.0	7,055
34	44635	8	3.99	3.08	4.87	92	14.2	-
35	44645	9	4.13	3.10	4.86	130	19.5	-
36	44676	6	3.53	2.78	4.79	110	19.5	-
37	44677	7	3.50	2.76	4.78	128	15.2	-

Sample Number	Bacto Count cfu x 1K/ml	Butterfat %	Protein %	Lactose %	SCC x1K/ml	Milk Urea Nitrogen mgN/dl	Name	 
38	44700	42	3.84	3.07	4.78	388	16.3	-
39	44701	11	3.72	3.06	4.80	304	15.4	-
40	44707	16	4.32	3.78	4.69	398	18.0	-
41	44709	15	4.37	3.79	4.69	434	18.4	-
42	44711	16	4.15	3.17	4.68	292	16.3	-
43	44714	16	4.17	3.19	4.70	348	19.0	-
44	44738	19	3.99	3.62	4.88	325	9.7	-
45	44739	19	4.10	3.55	4.86	284	7.2	-
46	44740	23	3.79	3.36	4.84	348	21.4	-
47	44743	17	3.89	3.23	4.68	425	20.6	-
48	44748	24	3.85	3.16	4.96	268	17.2	-
49	44800	4	3.87	2.97	4.73	223	20.0	-
50	44801	20	3.82	2.97	4.80	162	20.9	-
								— END OF REPORT —